

Programmable Pattern Sewing Machines / Automatic CNC Pattern Stitching Machines






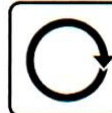
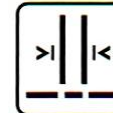








EM-3020-AE or XL sewing area 30cm x 20cm
 EM-2210-AE or XL sewing area 22cm x 10cm
 EM-1306-AE or XL sewing area 13cm x.. 6cm

PS:

* AE: Light to medium-weight
 * XL: Medium to heavy-weight.

Features:

- * LCD Display.
- * Presser foot : Auto up and down.
- * Installing an encoder to the step motor will boost the reaction speed and avoid incorrect positioning for the step motor.
- * Maximum sewing speed is 2,700 rpm.

 USB Storage Ports	 Computer Control	 U disk Memory	 2,700 RPM Sewing Speed	 0.1MM-12.7MM Stitch Length	 32MM Height of presser foot	 DP*17 14-23# Needle
 Shuttle Bod	 15# Lubricating oil	 220mm*100mm Length of cylinder bed	 Thread cutting	 186.6KGS GW/NW	 1200*1600*1271 mm	