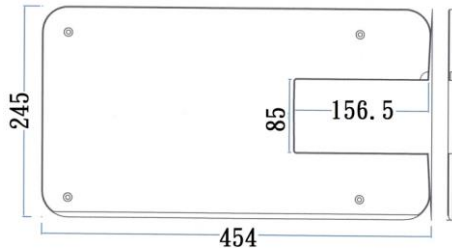



for Janome MC5200/3500,4900QC,CS995  
DC4030/3050/3018/2101,19110,CP50/300  
32S,N8902,3060,8430 ETC.

## Extension Sewing / Quilting Tables


ET-JA01



Thickness : 6mm




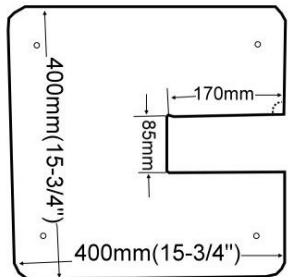
#ET-JA01WH with 4 legs, white



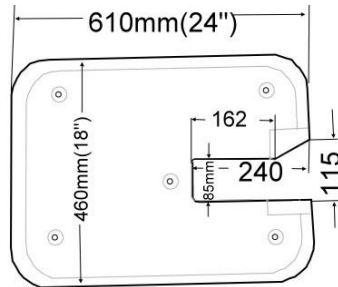
#ET-JA01 with 4 legs, clear

for Janome TB12,RX18S,108,110,344,  
L372,L392,4612LE,HD1000,4300,18W,  
5018,23U,924S,757

for Janome 6019QC,6125QC,6260QC



#ET-JA02 with 4 legs Thickness : 6mm




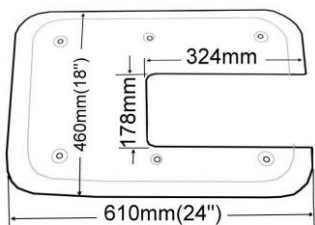
#ET-JA03 with 5 legs



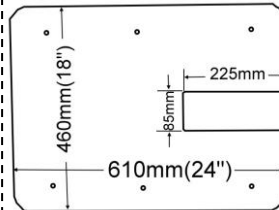
Thickness : 6mm

for Janome 1600P series Pfaff 1200 Grand  
Quilter,Viking Mega Quilter also for  
Janome 6300/6500/6600 etc.


for Pfaff Expression, Creative Vision, Quilt Expression etc.



#ET-JA04 with 6 legs Thickness : 6mm



#ET-PF02 with 6 legs

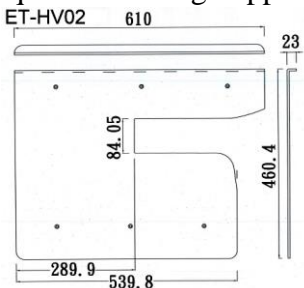


Thickness : 6mm

for Husqvarna / Viking Sapphire 960Q etc.

## Elastic cord

## Quilt Hanging System



#ET-HV02 with 6 legs Thickness : 5mm  
for Husqvarna / Viking Sapphire 960Q etc.



Mod. QHS-1200  
One arm with 2  
quilt clamps  
Height : 120cm (4ft)



Mod. QHS-2400  
Two swing-away arms  
with 4 quilt clamps  
Height : 120cm (4ft)

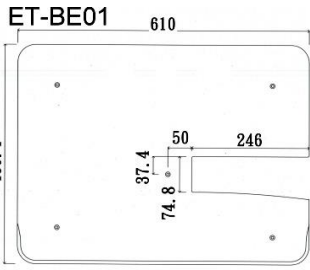
Ratchet lever knob to tighten  
the swing arm in position




Swing-away arms so that  
the quilter can adjust the  
angle for the quilt clamps.

## Extension Sewing/Quilting Tables

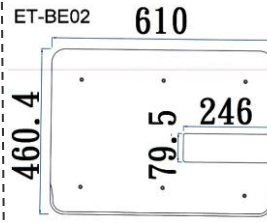
for Bernina Artista 180, 200 etc.




**#ET-BE01** with 5 legs, thickness : 6mm



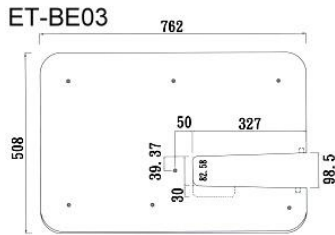
for Bernina Aurora 440QE, 430/435/450 ; B530/560, B570QE, B580, Artista 640, 630 etc.



**#ET-BE02** with 6 legs, thickness : 6mm

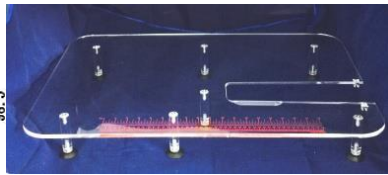


for Bernina B780, 770QE, 790, 740, 750QE, 720, 710 etc  
Extra large table!

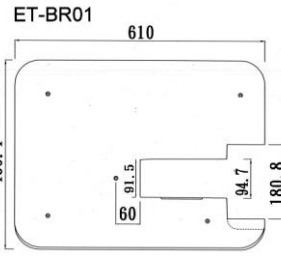


**#ET-BE03** with 7 legs, thickness : 6mm


Table size: 30" x 20" (762x508mm)



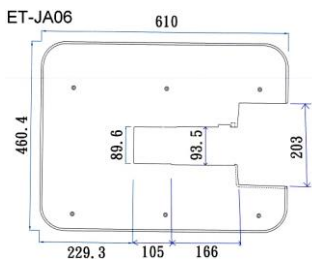
for Brother NV-1100/1300/2600/1800Q ; EMG03, NQ 700/900/1300/3500D ; CPF73/30/20 etc.




**#ET-BR01**



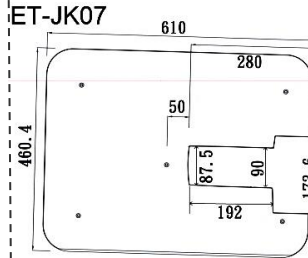
for Janome 8900, 8200, 9900, 7700QCP




**#ET-JA06** with 6 legs, thickness : 6mm



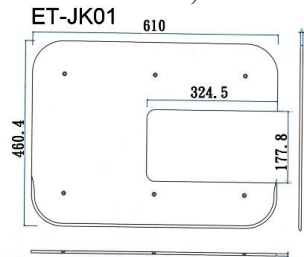
for Janome 4120/3160/2160QDC, DC2050 etc.




**#ET-JA07** with 5 legs, thickness : 6mm



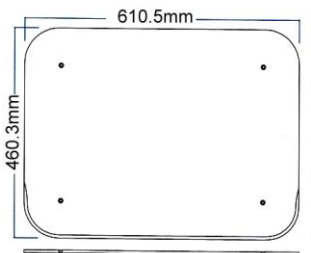
for Juki TL-98, 2010 etc.




**#ET-JK01** with 6 legs, thickness : 6mm



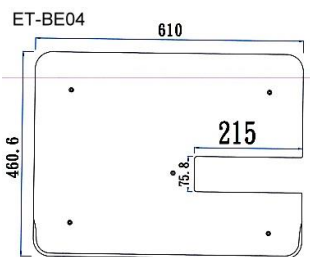
Plain without cut-out w/4 legs and one extra movable leg. When ordering, please specify the height of free arm bed. You can use jigsaw to cut out to fit your machine.




**#ET-NCO** thickness : 6mm



for Bernina B 380, 350, 330 etc.



**#ET-BE04** with 5 legs, thickness : 6mm



### Legs

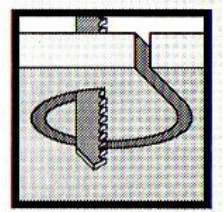


**#ETLG-size**

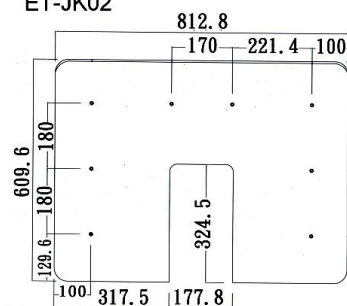


**#ETLG-size-SC**  
Movable leg.

### Jigsaw Cutting



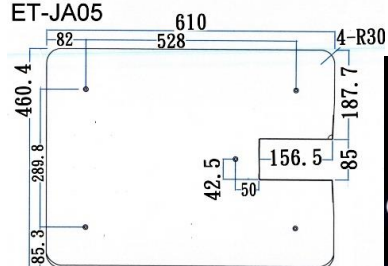
ET-JK02





#ET-JK02



ET-JA05



#ET-JA05



#ET-SG01

